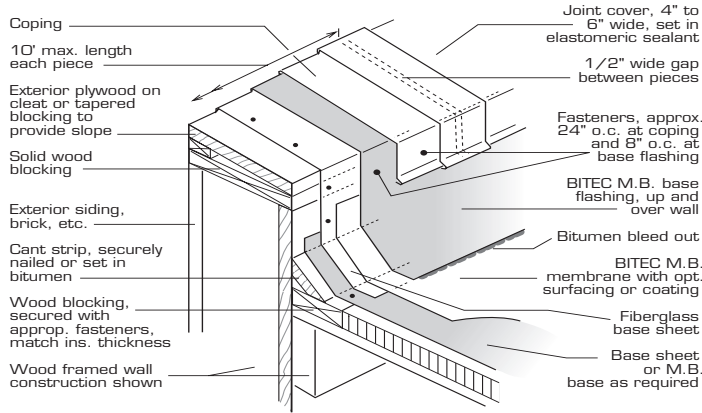


# Compabase PS-2H

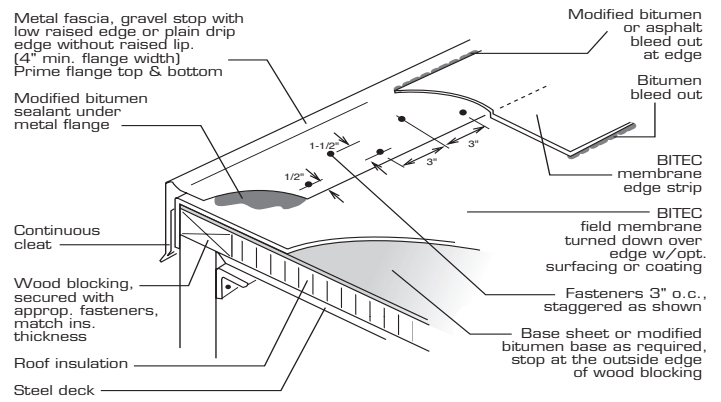
## DETAILS



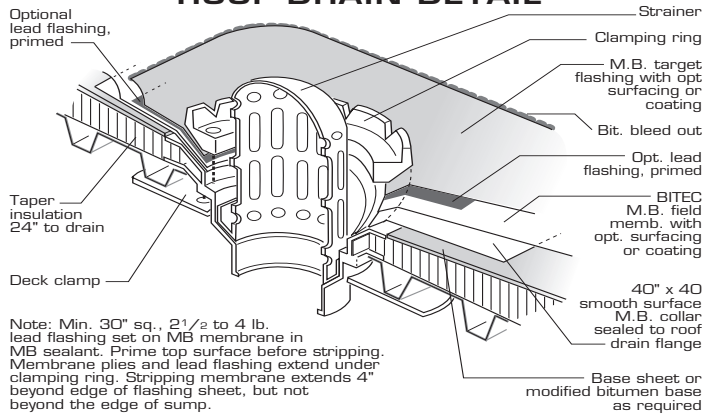
### PARAPET WALL DETAIL



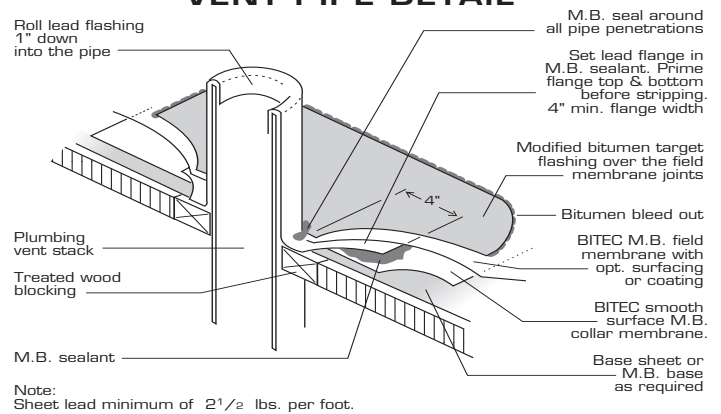
### EDGE DETAIL



### ROOF DRAIN DETAIL



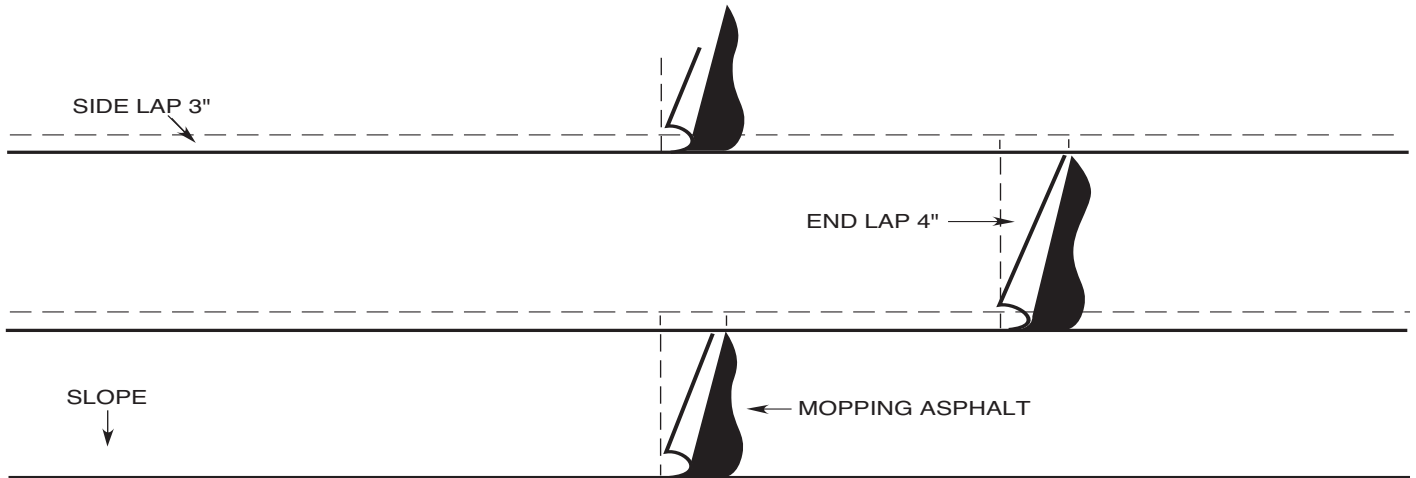
### VENT PIPE DETAIL



**Bitec, Inc.**  
 P.O. Box 497  
 No. 2 Industrial Park Dr.  
 Morrilton, AR 72110  
 Phone: 1-800-535-8597  
 Fax: 501-354-3019  
[www.bi-tec.com](http://www.bi-tec.com)

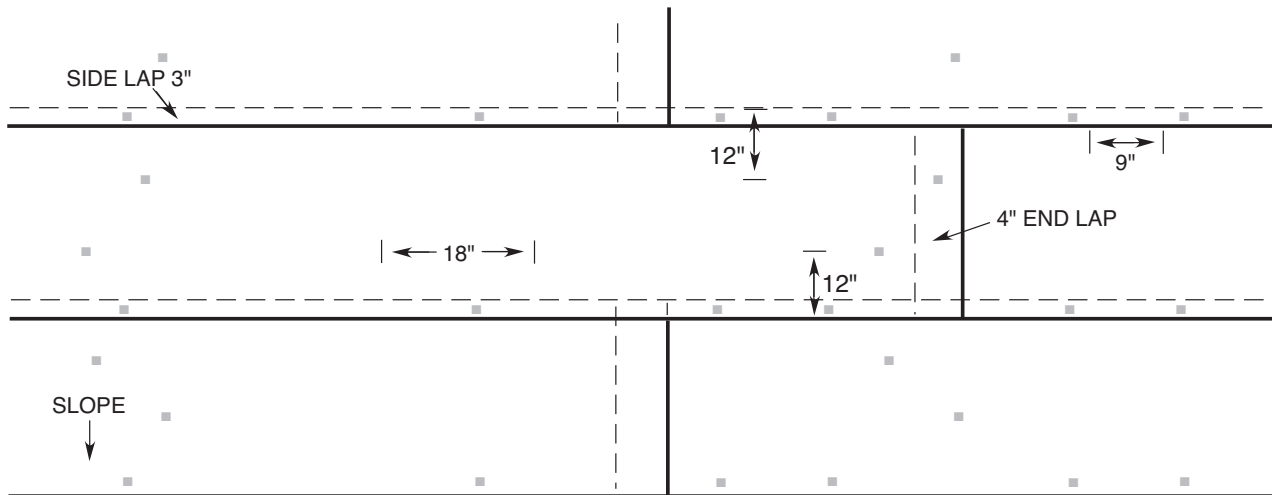
# Compabase PS-2H

## DETAILS



- Basesheet shall be adhered in ASTM Type III or Type IV mopping asphalt
- Side laps shall be 3 inches minimum
- End laps shall be 4 inches minimum

- Mopping asphalt shall be applied at a rate of 25 pounds per 100 square feet
- End laps shall be offset a minimum of 3 feet



- Side laps shall be a minimum of 3 inches
- Mechanical fasteners 9 inches o.c. for side laps
- Field shall be attached by mechanically fastening 12 inches from edge, 18 inches o.c. staggered

- Consult fastener guide or FM publication in order to determine kind of fastener
- End laps shall be a minimum of 4 inches
- End laps shall be offset a minimum of 3 feet



**Bitec, Inc.**  
P.O. Box 497  
No. 2 Industrial Park Dr.  
Morrilton, AR 72110  
Phone: 1-800-535-8597  
Fax: 501-354-3019  
[www.bi-tec.com](http://www.bi-tec.com)